

# ENVIRONMENTAL PRODUCT DECLARATION

In accordance with ISO 14025 and EN15804+A2

## Mannok Locherne Roof Tile



**Owner of the declaration:**  
MANNOKBUILD

**Product:**  
Mannok Locherne Roof Tile

**Declared unit:**  
1 tonne

**This declaration is based on Product Category**

**Rules:**  
CEN Standard EN 15804:2012+A2:2019 serves as core PCR  
I.S. EN 16757:2022, PCR for concrete and concrete elements.

**Program operator:**  
EPD Ireland - Irish Green Building Council

**Declaration number:**  
EPDIE-24-141

**Issue date:**  
25.07.2024

**Valid to:**  
24.07.2029

## General information

### Product

Mannok Locherne Roof Tile

### Program operator:

EPD Ireland - Irish Green Building Council  
19 Mountjoy Square, Dublin D01 E8P5  
Phone: +353 (01) 6815862  
web: <https://www.igbc.ie/epd-home/>

### Declaration number:

EPDIE-24-141

### This declaration is based on Product Category Rules:

CEN Standard EN 15804:2012+A2:2019 serves as core PCR  
I.S. EN 16757:2022, PCR for concrete and concrete elements.

### Statement of liability:

The owner of the declaration shall be liable for the underlying information and evidence. The EPD Program operator shall not be liable with respect to manufacturer information, life cycle assessment data and evidences.

### Type of EPD

Specific product EPD

### Declared unit:

1 tonne Mannok Locherne Roof Tile


### Scope of the EPD:

A1-A3,A4,A5,B1,B2,B3,B4,B5,B6,B7,C1,C2,C3,C4,D

### Functional unit:

### Verification:

Independent verification of the declaration and data, according to ISO14025:2010



Third party verifier:  
Chris Foster, EuGeos SRL

### Owner of the declaration:

MANNOKBUILD  
Contact person:  
Phone: 08000 322 122  
e-mail: [info@mannokbuild.com](mailto:info@mannokbuild.com)

### Manufacturer:

MANNOKBUILD  
187 Ballyconnell Road  
BT92 9GP Derrylin, Enniskillen, Co. Fermanagh, Northern Ireland

### Place of production:

Mannok Roof Tiles  
169 Ballyconnell Rd  
BT92 9AQ Derrylin, Enniskillen, United Kingdom

### Issue date:

25.07.2024

### Valid to:

24.07.2029

### Year of study:

2023

### Comparability:

Environmental Product Declarations from different programmes may not be directly comparable if not compliant with EN 15804:2012+A2:2019. Comparability is further dependent on the specific product category rules, system boundaries and allocations, and background data sources. See clause 5.3 of EN 15804:2012+A2:2019

LCA consultant or person responsible for LCA: .  
EcoReview, Peter Seymour

### Approved:

SIGNATURE OF PROGRAMME OPERATOR



Pat Barry, CEO - Irish Green Building Council

## Product

### Product description:

The concrete roof tiles are interlocking tiles used for roofing pitched rooves. For installation, the tiles are fixed on to wooden battens on the rooves with nails and or clips.

### Product specification:

The concrete roof tiles are manufactured in accordance with E.N. 490: 2005 Concrete Roofing Tiles & Fittings. Further technical details at: <https://mannokbuild.com/roof-tiles/>.

### Technical data:

The main material components of the concrete roof tiles are cement, coarse sand, fine sand, pigment, paint, admixtures and water. In addition, manufacturing consumables include aluminium molds and mold oil. The bulk density of the tiles is 2350 kg/m<sup>3</sup>.

### Market/Geographical Area:

The main market for the Mannok Roof Tiles is housing and commercial buildings with pitched rooves. The Mannok roof tiles are not used on flat rooves. The roof tiles are supplied to the markets in Northern Ireland, Great Britain and the Republic of Ireland.

### Reference service life, product

Mannok Roof Tiles provide a structural guarantee of the tiles of 30 years.

### Reference service life, building or construction works

## LCA: Calculation rules

### Declared unit:

1 tonne Mannok Locherne Roof Tile  
kg per Declared unit 1000

### Cut-off criteria:

All relevant inputs and outputs - like emissions, energy and materials - have been taken into account in this LCA, and in accordance with EN15804+A2:2019. The study covers at least 95% of the materials and energy per module and at least 99% of the total use of materials and energy of each unit process. Long term emissions have been excluded from the study.

### Allocation:

The measurement of environmental impacts in this EPD uses the LCIA methodologies recommended for PEF3,0. In this EPD, the waste processes are allocated in the relevant module. In the case of the use of secondary materials or energy recovered from secondary fuels, the system boundary between the system under study and the previous system (providing the secondary materials) is set where outputs of the previous system, e.g. materials, products, building elements or energy, reach the end-of-waste state. The modularity and the polluter payer principles have been followed.

Allocation of electricity types and amounts to the various manufacturing processes has been provided by the manufacturer, along with production waste and direct emissions; allocation of impacts to the products is based on the product composition mass.

### Data quality:

The data Quality Levels, according to Table E.1 of EN 15804 +A2, Annex E, are:

Geographical representativeness: Very good: the production location of the tiles lies within the region for which the relevant Ecoinvent (version 3,8) environmental records have been selected.

Time representativeness: Very good: the data relating to the manufacturing of concrete roof tiles, and the data relating to the background processes for environmental impacts are recent (<2 years). The LCA dataset for the cement is from 2021 and is of the specific cement used in production.

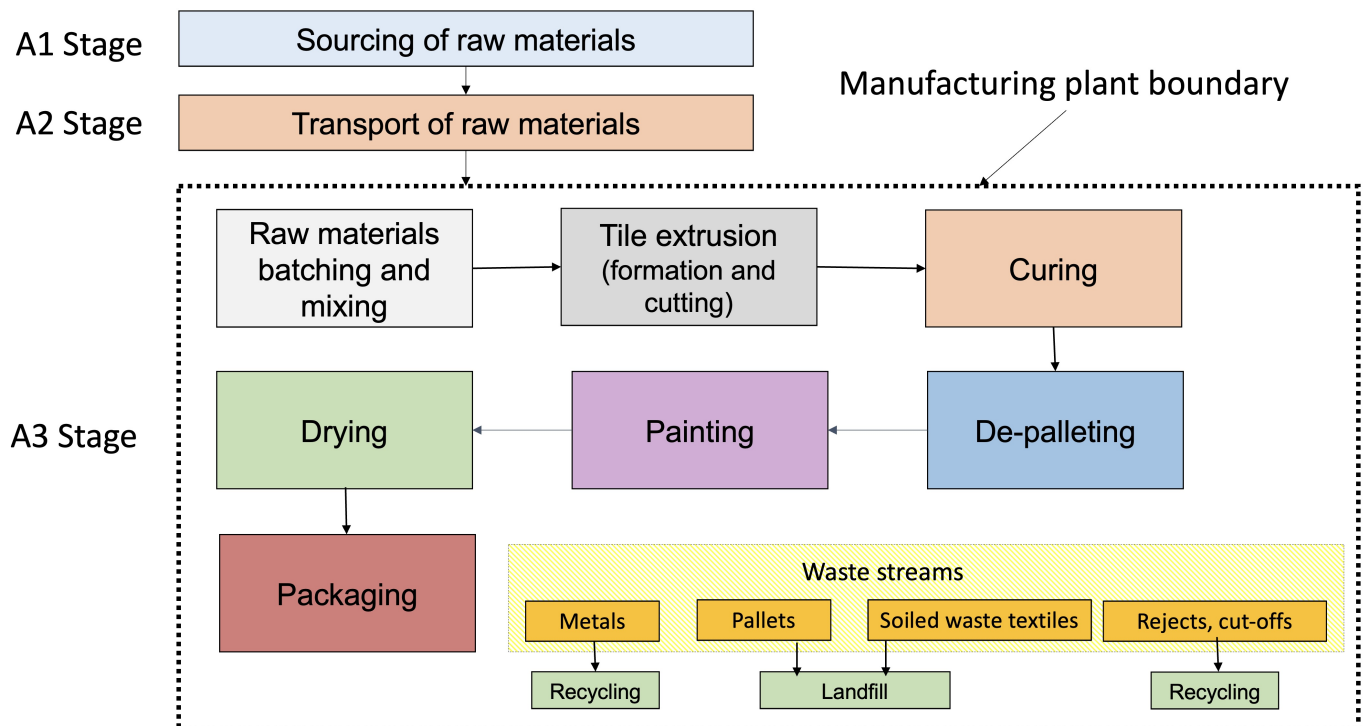
Technical representativeness: Very good: the processes and energies used in the process have been modelled exactly as described by Mannok Roof Tiles, and are based directly on the production data supplied by Mannok Roof Tiles.

### Scope and type of EPD (X = Module declared; ND = Module not declared)

Product stage			Construction installation stage		Use stage							End of life stage				Beyond the system boundaries
Raw materials	Transport	Manufacturing	Transport	Assembly	Use	Maintenance	Repair	Replacement	Refurbishment	Operational energy use	Operational water use	De-construction demolition	Transport	Waste processing	Disposal	Reuse-Recovery-Recycling-potential
A1	A2	A3	A4	A5	B1	B2	B3	B4	B5	B6	B7	C1	C2	C3	C4	D
X	X	X	X	X	X	X	X	X	X	X	X	X	X	X	X	X

#### System boundary:

This LCA covers the Product (A1, A2 and A3), Transport to site (A4), Construction Process (A5), Use (B1 to B7), End of Life (C1 to C4) and Benefits/loads beyond the system boundary (D) Stages, as indicated above. This is termed: "Cradle to grave, and module D". Specific details of the Product Stage (A1 to A3) are illustrated in the flow diagram below.



#### Additional technical information:

##### Electricity modelling

The fuel mix for the electricity supplied is 37,6% natural gas, and 62,4% renewable (onshore wind). The CO2 intensities of these two types are:

Natural gas: 0,659 kg CO2 per kWh

Renewable (onshore wind): 0,033 kg CO2 per kWh

from Ecoinvent v 3,8 values, market for electricity, wind (onshore)/natural gas, low voltage | Cutoff, U - RoW.

Thus the electricity used has a mean CO2 (GWpt) per kWh value of 0,23 kg CO2 per kWh.

## LCA: Scenarios and additional technical information

The following information describe the scenarios in the different modules of the EPD.

### A4. Transport to customer

The product and data used in this EPD are based on the being manufactured in Co. Fermanagh, and transported to a location in Great Britain by a distance of 371 km by road, and 202 km by sea. This is the mean of 5 different routes used. The capacity utilisation of road freight is 46%. The bulk density of the transported goods is 2350 kg/m<sup>3</sup>.

### A5. Installation

Installation losses are 5% of tile weight. Installation materials are aluminium clips and nails, and the mass of these per tonne of installed tiles is 0,26 grams.

## B. Use Stage

In the Use Stage, carbonation is calculated, and assigned to module B1.

### B1. Use

Carbonation is calculated at 16 kg CO<sub>2</sub> per tonne of installed tile, according to Appendix G of IS EN16757:2022, section G.3.2.

The remaining Use Stage modules, B2 - B7, are considered to have no impacts, and their impact values are zero.

## C. End of Life Scenarios, Module

It is assumed that 100% of the tiles are re-used, i.e. recovered and recycled. 50% are crushed on site for re-use as general site infill, and 50% are salvaged and re-used.

### C1. De-construction demolition

It is assumed that the tiles are removed manually from building, during demolition and deconstruction phase. Thus, no energy or other materials are required for deconstruction C1, and the impacts are assumed to be zero in C1.

### C2. Transport

In the transport phase C2, it is assumed that the recovered tiles (50% of the tiles) travel 50km to the re-selling point of sale.

### C3. Waste processing

The energy used for crushing on site of 0,5 tonne of tiles (applied to the declared unit of one tonne) is 0,045 litres of diesel.

### C4. Disposal

There is no disposal of the tiles at end of life. C4 is zero.

## D. Reuse – Recovery – Recycling potential

Benefits beyond the system boundary arise from 50% of the mass of the tiles replacing the production of virgin aggregates, and 50% of the mass of the tiles replacing the production of new tiles.

## Biogenic Carbon

Biogenic carbon in the product system is effectively all contained in the wood pallets. The value of biogenic C per DU of tiles is 5,9 kg C per DU, at the factory gate.

## Database used:

Ecoinvent v 3,8














## LCA software used:

Ecochain Helix v 4.3.1

## LCA: Results

The LCA results are presented below for the declared unit defined on page 2 of the EPD document.

Environmental impact									
Indicator	Unit	A1-A3	A4	A5	B1	B2	B3	B4	
	GWP-total	kg CO <sub>2</sub> -eq	2.11E+02	6.24E+01	8.98E+00	-1.60E+01	0.00E+00	0.00E+00	0.00E+00
	GWP-fossil	kg CO <sub>2</sub> -eq	2.32E+02	6.23E+01	7.05E+00	-1.60E+01	0.00E+00	0.00E+00	0.00E+00
	GWP-biogenic	kg CO <sub>2</sub> -eq	-2.12E+01	5.49E-02	1.89E+00	0.00E+00	0.00E+00	0.00E+00	0.00E+00
	GWP-luluc	kg CO <sub>2</sub> -eq	1.53E-01	2.55E-02	4.95E-02	0.00E+00	0.00E+00	0.00E+00	0.00E+00
	ODP	kg CFC11 -eq	1.22E-05	1.44E-05	4.28E-07	0.00E+00	0.00E+00	0.00E+00	0.00E+00
	AP	mol H+ -eq	1.00E+00	2.33E-01	3.99E-02	0.00E+00	0.00E+00	0.00E+00	0.00E+00
	EP-FreshWater	kg P -eq	3.85E-03	4.38E-04	2.02E-04	0.00E+00	0.00E+00	0.00E+00	0.00E+00
	EP-Marine	kg N -eq	2.44E-01	4.93E-02	7.04E-03	0.00E+00	0.00E+00	0.00E+00	0.00E+00
	EP-Terrestrial	mol N -eq	2.73E+00	5.49E-01	7.81E-02	0.00E+00	0.00E+00	0.00E+00	0.00E+00
	POCP	kg NMVOC -eq	7.48E-01	1.90E-01	2.29E-02	0.00E+00	0.00E+00	0.00E+00	0.00E+00
	ADP-minerals&metals <sup>1</sup>	kg Sb-eq	1.53E+03	9.40E+02	6.61E+01	0.00E+00	0.00E+00	0.00E+00	0.00E+00
	ADP-fossil <sup>1</sup>	MJ	5.92E-04	2.17E-04	1.93E-05	0.00E+00	0.00E+00	0.00E+00	0.00E+00
	WDP <sup>1</sup>	m <sup>3</sup>	6.87E+01	2.83E+00	1.79E+00	0.00E+00	0.00E+00	0.00E+00	0.00E+00

Indicator	Unit	B5	B6	B7	C1	C2	C3	C4	D	
	GWP-total	kg CO <sub>2</sub> -eq	0.00E+00	0.00E+00	0.00E+00	0.00E+00	5.34E+00	1.49E-01	0.00E+00	-1.30E+02
	GWP-fossil	kg CO <sub>2</sub> -eq	0.00E+00	0.00E+00	0.00E+00	0.00E+00	5.33E+00	1.49E-01	0.00E+00	-1.14E+02
	GWP-biogenic	kg CO <sub>2</sub> -eq	0.00E+00	0.00E+00	0.00E+00	0.00E+00	5.15E-03	5.59E-05	0.00E+00	-1.55E+01
	GWP-luluc	kg CO <sub>2</sub> -eq	0.00E+00	0.00E+00	0.00E+00	0.00E+00	2.52E-03	1.49E-05	0.00E+00	-5.20E-02
	ODP	kg CFC11 -eq	0.00E+00	0.00E+00	0.00E+00	0.00E+00	1.20E-06	3.18E-08	0.00E+00	-5.39E-06
	AP	mol H+ -eq	0.00E+00	0.00E+00	0.00E+00	0.00E+00	1.51E-02	1.55E-03	0.00E+00	-4.86E-01
	EP-FreshWater	kg P -eq	0.00E+00	0.00E+00	0.00E+00	0.00E+00	4.36E-05	4.94E-07	0.00E+00	-1.59E-03
	EP-Marine	kg N -eq	0.00E+00	0.00E+00	0.00E+00	0.00E+00	2.87E-03	6.85E-04	0.00E+00	-1.24E-01
	EP-Terrestrial	mol N -eq	0.00E+00	0.00E+00	0.00E+00	0.00E+00	3.21E-02	7.51E-03	0.00E+00	-1.42E+00
	POCP	kg NMVOC -eq	0.00E+00	0.00E+00	0.00E+00	0.00E+00	1.23E-02	2.07E-03	0.00E+00	-3.69E-01
	ADP-minerals&metals <sup>1</sup>	kg Sb-eq	0.00E+00	0.00E+00	0.00E+00	0.00E+00	7.99E+01	2.04E+00	0.00E+00	-6.75E+02
	ADP-fossil <sup>1</sup>	MJ	0.00E+00	0.00E+00	0.00E+00	0.00E+00	2.44E-05	7.66E-08	0.00E+00	-2.35E-04
	WDP <sup>1</sup>	m <sup>3</sup>	0.00E+00	0.00E+00	0.00E+00	0.00E+00	2.65E-01	3.20E-03	0.00E+00	-3.05E+01


GWP-total = Global Warming Potential total; GWP-fossil = Global Warming Potential fossil fuels; GWP-biogenic = Global Warming Potential biogenic; GWP-luluc = Global Warming Potential land use and land use change; ODP = Depletion potential of the stratospheric ozone layer; AP = Acidification potential, Accumulated Exceedance; EP-freshwater = Eutrophication potential, fraction of nutrients reaching freshwater end compartment; EP-marine = Eutrophication potential, fraction of nutrients reaching marine end compartment; EP-terrestrial = Eutrophication potential, Accumulated Exceedance; POCP = Formation potential of tropospheric ozone; ADP-minerals&metals = Abiotic depletion potential for non-fossil resources; ADP-fossil = Abiotic depletion for fossil resources potential; WDP = Water (user) deprivation potential, deprivation-weighted water consumption

"Reading example: 9,0 E-03 = 9,0\*10<sup>-3</sup> = 0,009"

\*INA Indicator Not Assessed

1. The results of this environmental impact indicator shall be used with care as the uncertainties on these results are high or as there is limited experienced with the indicator

### Remarks to environmental impacts

Additional environmental impact indicators									
Indicator	Unit	A1-A3	A4	A5	B1	B2	B3	B4	
	PM	Disease incidence	1.04E-05	4.91E-06	4.24E-07	0.00E+00	0.00E+00	0.00E+00	0.00E+00
	IRP <sup>2</sup>	kgBq U235 -eq	3.81E+00	4.08E+00	2.23E-01	0.00E+00	0.00E+00	0.00E+00	0.00E+00
	ETP-fw <sup>1</sup>	CTUe	2.47E+03	7.34E+02	1.37E+02	0.00E+00	0.00E+00	0.00E+00	0.00E+00
	HTP-c <sup>1</sup>	CTUh	8.72E-08	2.43E-08	8.87E-09	0.00E+00	0.00E+00	0.00E+00	0.00E+00
	HTP-nc <sup>1</sup>	CTUh	1.46E-06	7.36E-07	1.40E-07	0.00E+00	0.00E+00	0.00E+00	0.00E+00
	SQP <sup>1</sup>	dimensionless	2.42E+03	6.42E+02	4.33E+01	0.00E+00	0.00E+00	0.00E+00	0.00E+00









Indicator	Unit	B5	B6	B7	C1	C2	C3	C4	D	
	PM	Disease incidence	0.00E+00	0.00E+00	0.00E+00	0.00E+00	3.63E-07	4.15E-08	0.00E+00	-5.09E-06
	IRP <sup>2</sup>	kgBq U235 -eq	0.00E+00	0.00E+00	0.00E+00	0.00E+00	3.47E-01	8.70E-03	0.00E+00	-1.60E+00
	ETP-fw <sup>1</sup>	CTUe	0.00E+00	0.00E+00	0.00E+00	0.00E+00	6.52E+01	1.20E+00	0.00E+00	-2.31E+03
	HTP-c <sup>1</sup>	CTUh	0.00E+00	0.00E+00	0.00E+00	0.00E+00	2.35E-09	4.60E-11	0.00E+00	-6.56E-09
	HTP-nc <sup>1</sup>	CTUh	0.00E+00	0.00E+00	0.00E+00	0.00E+00	6.31E-08	8.67E-10	0.00E+00	-6.09E-07
	SQP <sup>1</sup>	dimensionless	0.00E+00	0.00E+00	0.00E+00	0.00E+00	4.72E+01	2.60E-01	0.00E+00	1.07E+03











PM = Particulate Matter emissions; IRP = Ionizing radiation – human health; ETP-fw = Eco toxicity – freshwater; HTP-c = Human toxicity – cancer effects; HTP-nc = Human toxicity – non cancer effects; SQP = Potential Soil Quality Index (dimensionless)

<sup>1</sup>Reading example: 9,0 E-03 = 9,0\*10<sup>-3</sup> = 0,009"

<sup>2</sup>INA Indicator Not Assessed

1. The results of this environmental impact indicator shall be used with care as the uncertainties on these results are high or as there is limited experienced with the indicator
2. This impact category deals mainly with the eventual impact of low dose ionizing radiation on human health of the nuclear fuel cycle. It does not consider effects due to possible nuclear accidents, occupational exposure nor due to radioactive waste disposal in underground facilities. Potential ionizing radiation from the soil, from radon and from some construction materials is also not measured by this indicator.




Resource use									
Indicator	Unit	A1-A3	A4	A5	B1	B2	B3	B4	
	PERE	MJ	2.19E+02	1.33E+01	2.00E+01	0.00E+00	0.00E+00	0.00E+00	0.00E+00
	PERM	MJ	2.94E+02	0.00E+00	0.00E+00	0.00E+00	0.00E+00	0.00E+00	0.00E+00
	PERT	MJ	5.13E+02	1.33E+01	2.00E+01	0.00E+00	0.00E+00	0.00E+00	0.00E+00
	PENRE	MJ	1.27E+03	9.98E+02	6.66E+01	0.00E+00	0.00E+00	0.00E+00	0.00E+00
	PENRM	MJ	1.00E+02	0.00E+00	0.00E+00	0.00E+00	0.00E+00	0.00E+00	0.00E+00
	PENRT	MJ	1.37E+03	9.98E+02	6.66E+01	0.00E+00	0.00E+00	0.00E+00	0.00E+00
	SM	kg	0.00E+00	0.00E+00	0.00E+00	0.00E+00	0.00E+00	0.00E+00	0.00E+00
	RSF	MJ	0.00E+00	0.00E+00	0.00E+00	0.00E+00	0.00E+00	0.00E+00	0.00E+00
	NRSF	MJ	0.00E+00	0.00E+00	0.00E+00	0.00E+00	0.00E+00	0.00E+00	0.00E+00
	FW	m <sup>3</sup>	1.75E+00	1.05E-01	9.57E-02	0.00E+00	0.00E+00	0.00E+00	0.00E+00

Indicator	Unit	B5	B6	B7	C1	C2	C3	C4	D	
	PERE	MJ	0.00E+00	0.00E+00	0.00E+00	0.00E+00	1.35E+00	1.15E-02	0.00E+00	1.71E+02
	PERM	MJ	0.00E+00	0.00E+00	0.00E+00	0.00E+00	0.00E+00	0.00E+00	0.00E+00	0.00E+00
	PERT	MJ	0.00E+00	0.00E+00	0.00E+00	0.00E+00	1.35E+00	1.15E-02	0.00E+00	1.71E+02
	PENRE	MJ	0.00E+00	0.00E+00	0.00E+00	0.00E+00	8.48E+01	2.17E+00	0.00E+00	-5.90E+02
	PENRM	MJ	0.00E+00	0.00E+00	0.00E+00	0.00E+00	0.00E+00	0.00E+00	0.00E+00	0.00E+00
	PENRT	MJ	0.00E+00	0.00E+00	0.00E+00	0.00E+00	8.48E+01	2.17E+00	0.00E+00	-5.90E+02
	SM	kg	0.00E+00	0.00E+00	0.00E+00	0.00E+00	0.00E+00	0.00E+00	0.00E+00	0.00E+00
	RSF	MJ	0.00E+00	0.00E+00	0.00E+00	0.00E+00	0.00E+00	0.00E+00	0.00E+00	0.00E+00
	NRSF	MJ	0.00E+00	0.00E+00	0.00E+00	0.00E+00	0.00E+00	0.00E+00	0.00E+00	0.00E+00
	FW	m <sup>3</sup>	0.00E+00	0.00E+00	0.00E+00	0.00E+00	1.01E-02	1.17E-04	0.00E+00	-7.61E-01




PERE = Use of renewable primary energy excluding renewable primary energy resources used as raw materials; PERM = Use of renewable primary energy resources used as raw materials; PERT = Total use of renewable primary energy resources; PENRE = Use of non renewable primary energy excluding non-renewable primary energy resources used as raw materials; PENRM = Use of non renewable primary energy resources used as raw materials; PENRT = Total use of non renewable primary energy resources; SM = Use of secondary materials; RSF = Use of renewable secondary fuels; NRSF = Use of non-renewable secondary fuels; FW = Net use of fresh water

"Reading example: 9,0 E-03 = 9,0\*10<sup>-3</sup> = 0,009"

\*INA Indicator Not Assessed

End of life - Waste									
Indicator		Unit	A1-A3	A4	A5	B1	B2	B3	B4
	HWD	kg	1.69E-03	2.41E-03	1.49E-04	0.00E+00	0.00E+00	0.00E+00	0.00E+00
	NHWD	kg	3.60E+01	4.80E+01	1.43E+00	0.00E+00	0.00E+00	0.00E+00	0.00E+00
	RWD	kg	8.55E-03	6.36E-03	2.87E-04	0.00E+00	0.00E+00	0.00E+00	0.00E+00

Indicator		Unit	B5	B6	B7	C1	C2	C3	C4	D
	HWD	kg	0.00E+00	0.00E+00	0.00E+00	0.00E+00	2.14E-04	5.60E-06	0.00E+00	-7.10E-04
	NHWD	kg	0.00E+00	0.00E+00	0.00E+00	0.00E+00	3.39E+00	2.73E-03	0.00E+00	-1.60E+01
	RWD	kg	0.00E+00	0.00E+00	0.00E+00	0.00E+00	5.35E-04	1.41E-05	0.00E+00	-3.63E-03

HWD = Hazardous waste disposed; NHWD = Non-hazardous waste disposed; RWD = Radioactive waste disposed

\*Reading example: 9,0 E-03 = 9,0\*10<sup>-3</sup> = 0,009"

\*INA Indicator Not Assessed

End of life - Output flow									
Indicator		Unit	A1-A3	A4	A5	B1	B2	B3	B4
	CRU	kg	0.00E+00	0.00E+00	0.00E+00	0.00E+00	0.00E+00	0.00E+00	0.00E+00
	MFR	kg	0.00E+00	0.00E+00	0.00E+00	0.00E+00	0.00E+00	0.00E+00	0.00E+00
	MER	kg	0.00E+00	0.00E+00	0.00E+00	0.00E+00	0.00E+00	0.00E+00	0.00E+00
	EEE	MJ	0.00E+00	0.00E+00	0.00E+00	0.00E+00	0.00E+00	0.00E+00	0.00E+00
	EET	MJ	0.00E+00	0.00E+00	0.00E+00	0.00E+00	0.00E+00	0.00E+00	0.00E+00

Indicator		Unit	B5	B6	B7	C1	C2	C3	C4	D
	CRU	kg	0.00E+00	0.00E+00	0.00E+00	0.00E+00	0.00E+00	0.00E+00	0.00E+00	0.00E+00
	MFR	kg	0.00E+00	0.00E+00	0.00E+00	0.00E+00	0.00E+00	0.00E+00	0.00E+00	0.00E+00
	MER	kg	0.00E+00	0.00E+00	0.00E+00	0.00E+00	0.00E+00	0.00E+00	0.00E+00	0.00E+00
	EEE	MJ	0.00E+00	0.00E+00	0.00E+00	0.00E+00	0.00E+00	0.00E+00	0.00E+00	0.00E+00
	EET	MJ	0.00E+00	0.00E+00	0.00E+00	0.00E+00	0.00E+00	0.00E+00	0.00E+00	0.00E+00

CRU = Components for re-use; MFR = Materials for recycling; MER = Materials for energy recovery; EEE = Exported energy electrical; EET = Exported energy thermal

\*Reading example: 9,0 E-03 = 9,0\*10<sup>-3</sup> = 0,009"

\*INA Indicator Not Assessed

Biogenic Carbon Content		
Indicator	Unit	At the factory gate
Biogenic carbon content in product	kg C	0.00E+00
Biogenic carbon content in accompanying packaging	kg C	5.90E+00

Note: 1 kg biogenic carbon is equivalent to 44/12 kg CO<sub>2</sub>

## **Additional requirements**

### **Dangerous substances**

None of the substances contained in the product are listed in the "Candidate List of Substances of Very High Concern for authorisation", or they do not exceed the limit for registration with the European Chemicals Agency.

**Mandatory additional information on release of dangerous substances to indoor air, soil and water.**

## Bibliography






[1] EN 15804:2012+A2:2019: Sustainability of construction works - Environmental product declarations - Core rules for the product category of construction products EN 15804:2012+A2:2019.

[2] Product Category Rules: Part A, Implementation and use of EN 15804:2012+A2:2019 and CEN TR 16970:2016 in Ireland for the development of Environmental Product Declarations; Version 2.0, issue date: 17.08.2021, published by the EPD Ireland Programme operator (Irish Green Building Council).

[3] IS EN 16757:2022 Sustainability of construction works. Environmental product declarations. Product Category Rules for concrete and concrete elements.

[4] Ecochain Helix v 4.3.1, 2024, web: <http://app.Ecochain.com>

[5] Ecoinvent v 3.8

	<p><b>Program operator and publisher</b>          EPD Ireland - Irish Green Building Council          19 Mountjoy Square, Dublin D01 E8P5</p>	<p>Phone: +353 (01) 6815862          e-mail: <a href="mailto:epd@igbc.ie">epd@igbc.ie</a>          web: <a href="https://www.igbc.ie/epd-home/">https://www.igbc.ie/epd-home/</a></p>
	<p><b>Owner of the declaration:</b>          MANNOKBUILD          187 Ballyconnell Road, BT92 9GP Derrylin, Enniskillen, Co. Fermanagh</p>	<p>Phone: 08000 322 122          e-mail: <a href="mailto:info@mannokbuild.com">info@mannokbuild.com</a>          web: <a href="https://mannokbuild.com/roof-tiles/">https://mannokbuild.com/roof-tiles/</a></p>
	<p><b>Author of the Life Cycle Assessment</b>          EcoReview Ireland</p>	<p>Phone: +353 87 258 9783          e-mail: <a href="mailto:pseymour@ecoreview.ie">pseymour@ecoreview.ie</a>          web: <a href="http://ecoreview.ie">ecoreview.ie</a></p>
	<p><b>Developer of PDF generator</b>          LCA.no AS          Dokka 6B, 1671 Kråkerøy</p>	<p>Phone: +47 916 50 916          e-mail: <a href="mailto:post@lca.no">post@lca.no</a>          web: <a href="http://www.lca.no">www.lca.no</a></p>
	<p>ECO Platform          ECO Portal</p>	<p>web: <a href="http://www.eco-platform.org">www.eco-platform.org</a>          web: ECO Portal</p>